

Rolldachwagen Gattung Tamns der ON-RAIL, Ep 5

Bouwhandleiding

MOSPAT Kit

Bauanleitung



1/1




Spur O

Tooling




Legende:


Schruppen /schleifen	=	A	=	Afbramen & opschuren
Bohren Durchmesser	=	B /	=	Boren / diameter
Feilen / Form	=	F /	=	Vijlen / vorm
Kleben	=	K	=	Kleven, lijmen met secundelijm
Schneiden	=	S	=	Snijden
Montieren	=	M	=	Monteren
Grundieren/entfetten	=	Pk	=	Primer kunststof & ontvetten
Grundiering	=	Pa	=	Primer /grondverf
Farbanstrich lt RAL	=	V	=	Verven in RAL kleur
Beschriftung	=	L	=	Lettering, cijfers en beschrifting
Schrauben	=	F	=	Schroeven
Umbiegen auf Maß	=	U	=	Plooien op maat
Klarlack	=	C	=	Matvernislaag




1) wagen koetswerk	(1x) Gehäuse
2) draaistelring	(2x) Drehgestell Scheibe
3) schroef voor draaistel	(2x) Schraube für Drehgestell
4) remschakelstang	(3x) Bremsschaltergestänge
5) ontluichtingshefboom	(2x) Entlüftungshebel
6) huls	(14x) Hülse
7) splitpen ontluchting	(8x) Splinte für Entlüftung
8) remcylinder / Ventil	(1x) Bremszylinder / Ventil
9) remhefboom	(1x) Bremshebel
10) roldakrail	(2x) Rolldachgleis
11) handgreep	(8x) Handgriffe
12) last en remschakelaar	(4x) Last und Bremsschalter
13) bufferlijf	(4x) Pufferhülse
14) bufferstift	(4x) Pufferstift
15) bufferbord	(4x) Pufferteller
16) bufferveer	(4x) Pufferfeder
17) trekhaak	(4x) Seilhaken
18) remslang	(2x) Bremsschlauch
19) grote handgreep	(2x) große Handgriffe
20) kleine handgreep	(2x) kleine Handgriffe
21) roldakaanrijving	(2x) Rolldach Antrieb
22) romp grote ketel	(1x) Kesselring große Kessel
23) deksel grote ketel	(2x) Deckel große Kessel
24) rangeertrede	(2x) Rangiertreppe
25) splitpen voor koppeling	(2x) Splinte für Kupplung
26) rangeerhandgreep	(4x) Rangiergriffe
27) deurhandgreep	(2x) Türgriffe
28) wielstel	(4x) Radsatz
29) wielstelloopbus	(8x) Radsatzgleitlager
30) koppelingsveer	(2x) Kupplungsfeder
31) schroef voor draaistel	(4x) Schraube für Drehgestell
32) draaistelflank	(4x) Drehgestellblende
33) draaistelmiddeendeel	(2x) Drehgestell Mittenteil
34) remblok	(8x) Bremsklotze
35) schroefkoppeling	(2x) Schraubekupplung
36) hoeklijst met profiel	(2x+2x) Eckprofil mit Verstärkung
37) frontplaat en aandrijving	(1x+1x) Front mit Antrieb
38) basisplaat met dekljst	(1x+2x) Grund und Deckplatte
39) canvas	(1x) Canvas




● A: afbramen & opschuren / *Schruppen & schleifen*




● K: afdekprofiel bovenhoek / *Abdeckungsleiste am Ecke*



● K: 2x versterkingsprofielen (x1) / 2x Verstärkungsprofilen(x1)




● K: 1x afdekprofiel boven (x1) / 1x Abdeckungsleiste oben(x1)




● K: 1x Steun aandrijving (x1) / 1x *Getriebe Stütze* (x1)




● Pk: ontvetten & grondlaag voor kunststof / *Entfetten & Grundierung für Kunststoff*




- B/ diam 1.3 mm: 2x remslang (x2) / 2x *Bremsschlauch* (x2)
- B/ diam 1.3 mm: 2x trekhaak (x2) / 2x *Seilhaken* (x2)




- B/ diam 1,0 mm: 2x rangeergreep (x2) / 2x *Rangiergriffe*(x1)
- B/ diam 0,6 mm: 2x rangeergreep (x2) / 2x *Rangiergriffe*(x1)




- B/ diam 0,6 mm: 2x rangeergreep (x1) / 2x Rangiergriffe(x1)
- B/ diam 0,6 mm: 2x rangeergreep (x1) / 2x Rangiergriffe(x1)




- B/ diam 1,0 mm: 2x rangeertrede (x1) / 2x Rangiertritte(x1)
- B/ diam 1,0 mm: 2x rangeertrede (x2) / 2x Rangiertritte(x2)




- B/ diam 1,0 mm: 1x handwiel (x2) / 1x Handrad (x2)
- B/ diam 1,0 mm: 1x deurgreep (x2) / 1x Türgriffe (x2)




- B/ diam 1,0 mm: 2x ontluuchtingssteun (x2) / 2x Stütze (x2)




- B/ diam 1,0 mm: 1 handgreep (x1) / 1x Handgriffe (x1)
- B/ diam 1,0 mm: 3x railsteun (x2) / 3x Gleis Stütze (x2)



- B/ diam 1,0 mm: 1x spandraad (x1) / 1x Handgriffe (x1)
- B/ diam 1,0 mm: 2x handgrepen (x2) / 2x Handgriffe (x2)




B/ diam. 3,6 mm: 2x bufferopening (x2) / 2x Pufferloch (x2)
 F/ vierk. 2x2 mm: 1x koppelopening (x2) / 1x Kupplungsloch (x2)




K: 2x keteldekse / ketel (x2) / 2x Deckel / Kessel (x2)




- K: 1x huls op splitpen (x2) / *1x Hülse auf Splinte (x2)*
 als ontluuchtingssteun / *wie Entluchtingsstütze*




- K: 1x huls op splitpen (x6) / *1x Hülse auf Splinte (x6)*
 als railsteun / *wie Gleisstütze*




- K: 3x huls op draadstuk (x2) / 3x Hülse auf Drahtstück (x2)
als dakaandrijving / wie Dachantrieb




- K: 2x rangeergrepen (x2) / 2x Rangiergriffe (x2)
- K: 1x korte handgreep (x2) / 1x kurze Handgriffe (x2)




● K: 2x rangeergrepen (x2) / 2x Rangiergriffe (x2)



● K: 2x handgreep (x2) / 2 x Handgriffe (x2)



- K: 2x rangeergreep (x2) / 2 x Rangiergriffe (x2)
- K: 2x handgreep (x2) / 2 x Handgriffe (x2)




- K: 1x platform (x1) / 1x Bühne (x1)
- K: 2x trede (x2) / 2x Tritte (x2)




● K: 1x trekhaak (x2) / 1x Seilhaken (x2)




● K: 1x trekhaak (x2) / 1x Seilhaken (x2)




● K: 3x railsteunen (x2) / 3 x Gleisstütze (x2)




● K: 2x steunpunten (x2) / 2x Stütze (x2)



● K: 2x grote luchtketel (x2) / 2x Grosse Luftkessel (x2)




● K: 2x lastschakelaar (x1) / 2x Lastschalter (x1)
 ● K: 2x remschakelaar (x1) / 2x Bremsschalter (x1)




- K: 2x remcilinder (x1) / 1x Bremscilinder (x1)
- K: 1x remventiel (x1) / 1x Bremsventiel (x1)




- K: 1x remstelsysteem (x1) / 1x Bremshebel (x1)




K: 1x handwiel (x2) / 1x Handrad (x2)
 K: 1x deurgreep (x1) / 1x Türgriffe (x1)




K: 1x rangeertrede (x2) / 1x Rangiertritte (x2)
 K: 2x remslang (x1) / 2x Bremsschlaug (x1)




● K: 2x bufferhuls (x1) / 2x Pufferhülse (x1)




● M: 1x roldakgeleiding (x2) / 1x Gleisführung (x2)




● K: 2x bufferhulzen (x1) / 2x Pufferhülse (x1)




● K: 2x remslang (x1) / 2x Bremsschlaug (x1)
 ● K: 1x rangeertrede (x1) / 1x Rangiertritte (x1)




● K: 2x aandrijfstang (x1) / 2x Antriebsgestange (x1)




● K: 1x bedieningskast (x2) / 1x Bedienungspult (x2)




● Pa: algemene grondlaag / *allgemeine Grundierung*




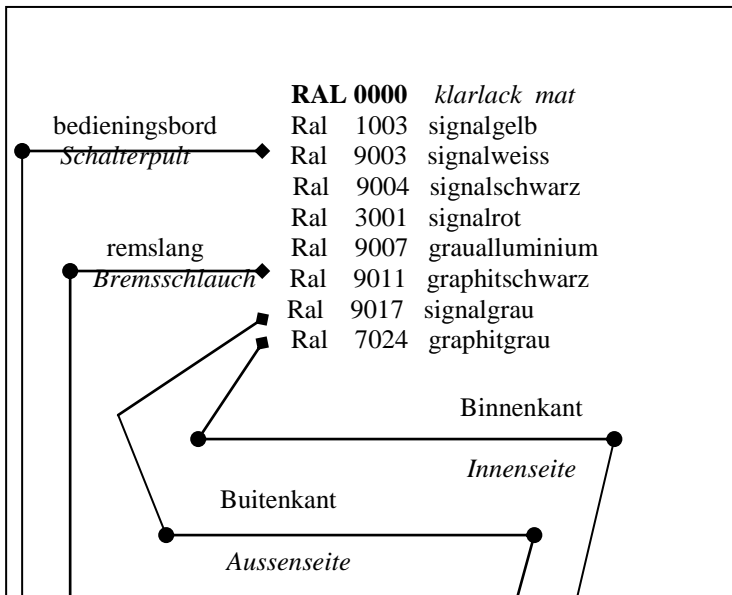
● U: 1x ontluchttingshefboom uiteinde op maat plooiën (x2) /
1x Entlüftungshebelende auf Mass biegen (x2)



● K: 1x ontluchtungsstang (x2) / 1x Entlüftungshebe (x2)



● K: 1x draadstangen (x3) / 1x Drahtgestange (x3)



V

RAL 0000 klarlack mat

Ral 1003 signalgelb

Ral 9003 signalweiss

Ral 9004 signalschwarz

Ral 3001 signalrot

Ral 9007 graualluminium

Ral 9011 graphitschwarz

Ral 9017 signalgrau


Ral 7024 graphitgrau

Trede, rangeergrepen , handgrepen

Handgriffe, Rangiergriffe, Tritte

Haken

Seilhaken



V

RAL 0000 klarlack mat

Ral 1003 signalgelb

Ral 9003 signalweiss

Ral 9004 signalschwarz


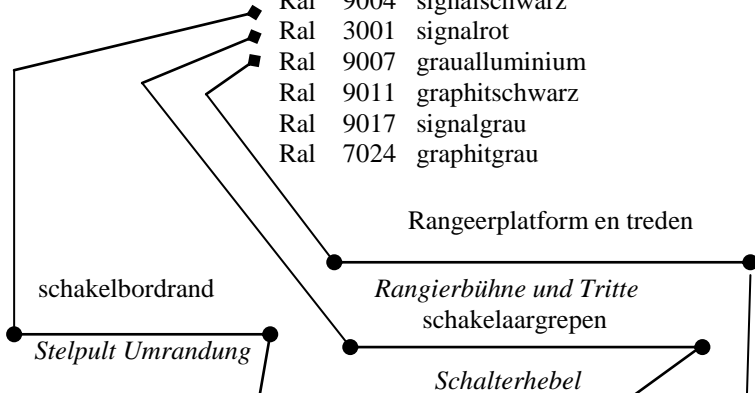
Ral 3001 signalrot

Ral 9007 graualluminium


Ral 9011 graphitschwarz

Ral 9017 signalgrau


Ral 7024 graphitgrau




V




● M: koppeling /veer /splitpen (x2) / *Kupplung/ Feder/ Splinthe*
 Voorzijde / *Kopfseite*




● K : 1x draaistelring (x2) / *1x Unterlegscheibe (x2)*




- M: koppeling /veer /splitpen (x2) / *Kupplung/ Feder/ Splinthe*
Achteraan / *Hintenseite*




- M: 2x bufferstift met veer (x2) / 2x *Pufferstift mit Feder* (x4)
- M: 2x bufferstift in huls (x4) / 2x *Pufferstift in Hülze* (x4)




● K: 4x remblokken per as (x2) / 4x Bremsklotze pro Radsatz (x2)




● Pa: algemene grondlaag (x2) / *algemeine Grundierung* (x2)




● M: 2x schroef per draaistel (x2) / 2x Schraube pro Drehgestel (x2)




● V: Ral 9011 graphitschwarz



M: 2 x loopbus per as (x2x2) / 2xLaufbuchse pro Achse (x2x2)
M: 2 x wielstel per draaistel (x2) / 2 xRadsatz pro Drehgestel (x2)




K: 1x middenligger op basisplaat (x1)
/ 1x Mittelstreife auf Grundplatte (x1)




● K: 2x dekplaat op basis (x1) / 2x Deckplatte auf Grundplatte (x1)




● K: omgeplooid canvasbedekking / *umgebogenes Canvasdecke*




● K: omgeplooid canvasdeksel / *umgebogenes Canvasdecke*
achterzijde / *Hintenseite*




● K: omgeplooid canvasdeksel / *umgebogenes Canvasdecke*
voorzijde / *Frontseite*



K: ingesneden en omgeplooid / *Hintenseite eingeschnitten und*
canvasdeksel achterzijde / *umgebogenes Canvasdecke*



K : spandraad op 15 mm van plaatuiteinde achteraan
/ *Spanner auf 15 mm vom Grundplattekopf Hintenseite*



- K: overlapping / *Überteil*
- U: spandraad over 100* / *Spanner um 100**



- K: roldak op wagenbak / *Rolldach auf Gehäuse*



● U: fixatie roldakdraadspaner / *Halterung Dachdrahtspanner*



● M: 2x draaistel met grote schroef /
2x Drehgestelle mit große Schraube



● M: 1x handgreep (x1) / 1x Handgriffe (x1)



● V: Ral 1003 Signalgelb



L: Tamns BUS Logistic



L: Tamns BUS Logistic



L: Tamns SBB-CFF



L: Tamns SBB-CFF



C: Mat vernislaag / Klarlack schicht



Ready to Run

